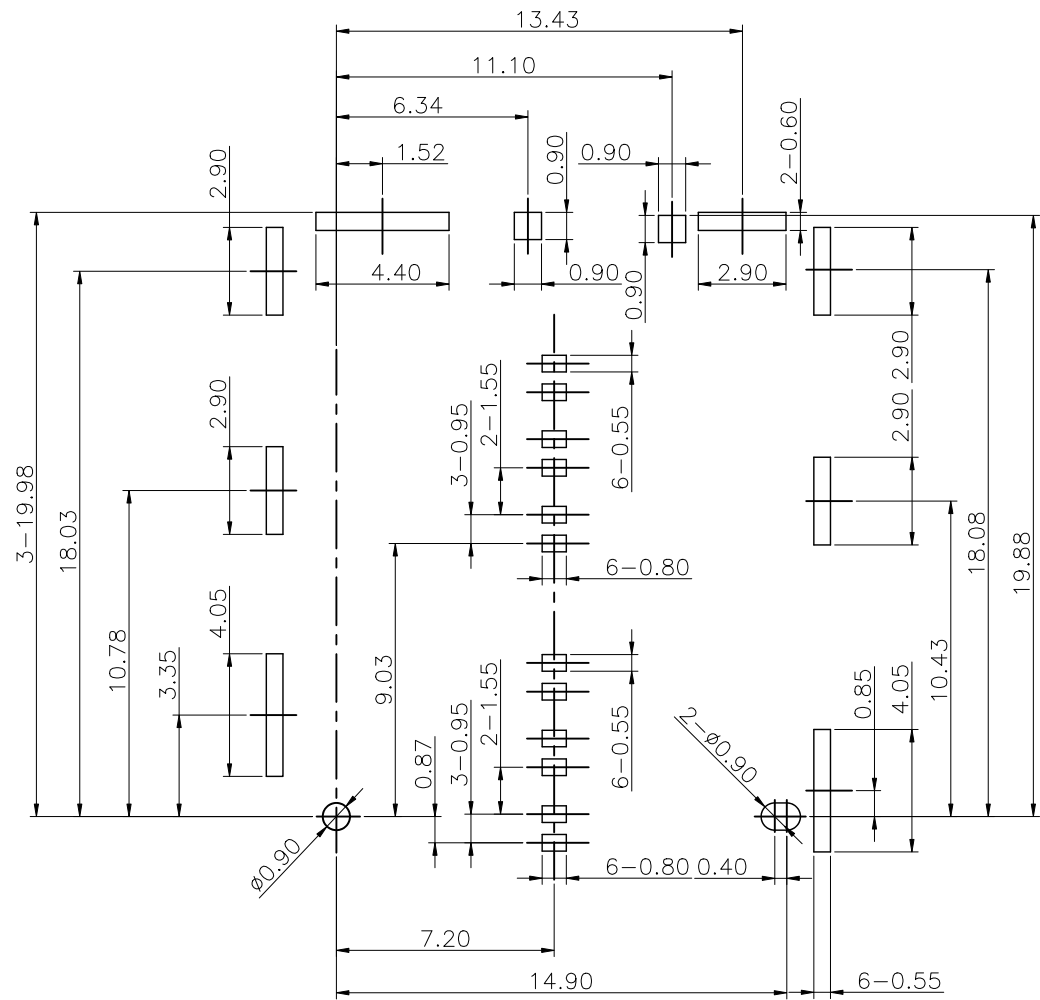




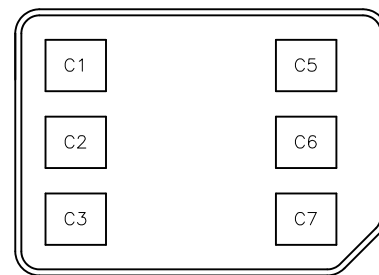
A  
B  
C  
D  
E



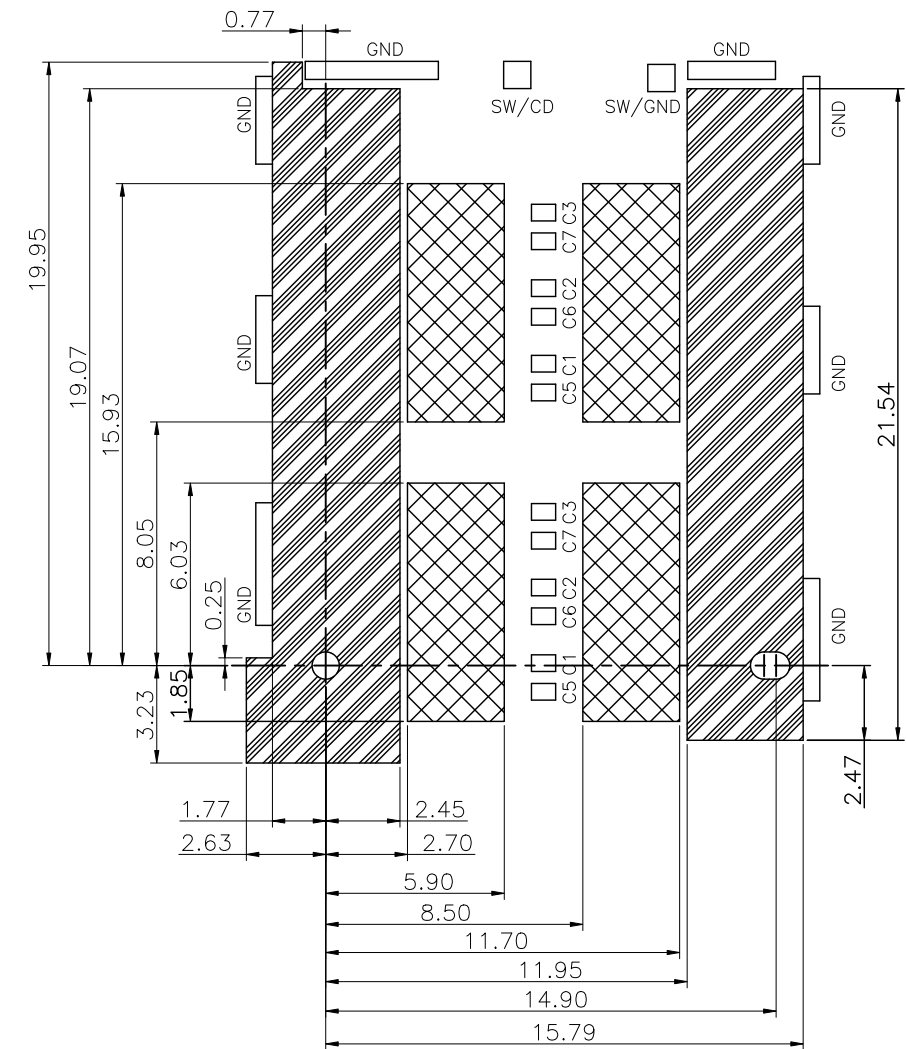
RECOMMEND PC BOARD LAYOUT  
TOLERANCE:±0.05  
SOLDER AREA

CARD PIN DEFINE

ITEM	FUNCTION
NANO SIM CARD	
C1	VCC OF SIM
C2	RST OF SIM
C3	CLK OF SIM
C5	GND OF SIM
C6	VPP OF SIM
C7	DATA OF SIM
NANO SIM CARD	
C1	VCC OF SIM
C2	RST OF SIM
C3	CLK OF SIM
C5	GND OF SIM
C6	VPP OF SIM
C7	DATA OF SIM



NANO SIM CARD

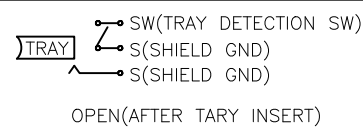
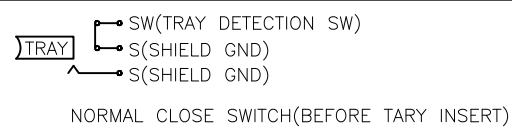


RECOMMEND PC BOARD LAYOUT

TOLERANCE:±0.05

信号修线禁布区域

信号修线禁布区域, 可以布接地线



EXTEND USE CARD SERIES DUAL NANO PIN PUSH TYPE		TITLE	
		UNIT mm	
GENERAL TOLERANCE	MATERIAL	APPD	DWG NO 1.063A0
DIMENSION	ANGLES	QTY	P/N: 1.063A0-013-5R0
. ±0.25	. ±3°	FINISHED	SHEET SCALE
.0 ±0.15	.0 ±2°	DRN	2/2 1:1
.00 ±0.10	.00 ±1°	Andrew 2016.02.16	REV X1
.000 ±0.05			